



# PERI South Africa

## Customer Training – Material handling

- Handling of material is a crucial step in the process of material supply to and from a site
- This includes the following steps:



- By adhering to PERI Material Handling Standards, you can:
  - Save on charges for Dirty, Damage and Scrap
  - Increase the lifetime of your PERI product
  - Increase the efficiency/work quality on your site
  - Decrease waiting time in a PERI yard
  - Less discussion about job site closures / loss of material

 PERI will always make every effort to provide best solution and to work together in a close partnership with our customers.

Delivery of material

Handling on site

Return of material

## PERI standard delivery:

- Stock items are packaged according to **PERI's Standard Packaging policy** and in **PERI Standard palletizing equipment**
  - Material is very easy to quantify and safe to handle
- Majority of stock items are colour coded for ease of identification (between different sizes and own material)



4 x sets of V-pressing = 2000mm



PEP props PERI pallets



Quickstage Ledger – 120 per pallet



White + green colour coded = 2500mm



Quickstage Standard – 80 per pallet

Delivery of material

Handling on site

Return of material

## PERI standard delivery:

- Material is usually pre-picked for your quick pick-up (depending on lead time)
- All material delivered to the customer is packed in pallets or bundled quantities to enable checking without off-loading
- PERI will ensure a safe and secure loading of the truck with enough strapping equipment.
- PERI enables the customer to quickly unload the material on site, leading to a quick turnaround of trucks.



Typical PERI load



Typical PERI load

Delivery of material

Handling on site

Return of material


## Handling on site – BASIC RULES



*Use of oil*



*Minor repair*



*Use of correct equipment*



*Cleaning after use*



*Train correct use*


Delivery of material

Handling on site


Return of material

## Safety on site:

- Devices are available to manually handle DOMINO and TRIO panels safely
- Always wear gloves when manually handling equipment
- Never use just your hands – fingers are irreplaceable
- Do not use a lifting tool that will cause the equipment to be damaged – use PERI Standard equipment



*TRIO Panel Lifting Hook*



*DOMINO Panel Lifting Hook*

Delivery of material

Handling on site

Return of material

## Material storing on site:

- All damages, scrap and extensive dirt, which are not part of the usual wear & tear, will be charged to the customer
- Therefore, it is beneficial to handle the rented and as well the own material with care on site.
- On important part is how to store and handle material on site, while not in use.

**Make use of PERI standard palletizing equipment!**



Delivery of material

Handling on site

Return of material

## Material storing on site – PERI Standard Pallets



*PERI crate pallet*



*PERI RP pallet*



*PERI SKYDECK pallet*



*PERI plywood pallet*



*PERI tubular pallet*



*Strapping equipment can be request from PERI*

### Advantages:

- Moving equipment in pallets is safer
- Moving equipment in pallets protects the equipment
- Pallets can be easily stored and stacked
- All pallets can be moved with crane or pallet jack
- Returning equipment in pallets makes off-loading quicker and safer



Delivery of material

Handling on site

Return of material

## Handling on site

- All damages, scrap and extensive dirt, which are not part of the usual wear & tear, will be charged to the customer
- Therefore, it is beneficial to handle the rented and as well the own material with care on site.
  - Only 2-inch nails are allowed to be used in girders and ply
  - Do not leave nails in girders and ply – unsafe when off-loading
  - Other solutions are available, just ask your Site supervisor



*No cutting in girder*



*AW Stop-end Angle*



*Damages caused by nails*



*Damages caused by nails*



*Correct method of removing nails*

Delivery of material

Handling on site

Return of material

## Handling on site

- Do not throw the equipment around
- Do not use the equipment as a bridge, hammer or lever
- Do not abuse the equipment



Delivery of material

Handling on site

Return of material

## Handling on site

- Only use 2-inch nails
- Remove all timber before returning
- Do not cut hire ply without prior permission
- A penalty charge will be charged by PERI for every removed nail



Delivery of material

Handling on site

Return of material

## Handling on site

- If loose components are removed, a charge will be raised to replace it.
- Damaged caused from equipment being thrown around may lead to a scrapping charge being raised.
- Damages caused by wrong or inappropriate use will also result in a charge to the customer



Delivery of material

Handling on site

Return of material

## Handling on site

- If accessories, fittings, components are damaged, a charge will be also invoiced to the customer




Delivery of material

Handling on site

Return of material

## Handling on site

- The correct usage of material on site can avoid most of the damages to the material.
- Please contact your responsible Sales Engineer or make use of PERI standard brochures to ensure the correct use of material on site



Delivery of material

Handling on site

Return of material

## Return of material to PERI :

- These are typical loads that will require the customer to wait for approximately 3 to 4 hours while the stock is manually off-loaded, sorted and counted.
- Guided by the Occupational Health and Safety Act, PERI retains the right to refuse to off load unsafe, un-palletized and unstrapped equipment.



Delivery of material

Handling on site

Return of material

## Return of material to PERI:

- The use of **PERI Standard palletizing equipment**, a Pre-planning and pre-booking a return will save money and valuable time



*PERI crate pallet*



*PERI RP pallet*



*PERI tubular pallet*



*Strapping equipment can be request from PERI*



***Time and money saving!***






Delivery of material

Handling on site

Return of material

## Return of material to PERI :

- With an adherence to the before presented guidelines, the return process is quick and less scrap and damages charges will be risen by PERI.



# Conclusion



Throughout the construction industry, a lot of emphasis is being placed on speed of construction, safety and cost efficiencies.

We as PERI wish for you to feel that we are one of your partners and we want to assist you in achieving your deadlines and budget targets.

Through this on-site training and an open communication, we see a way in helping you to realize your goals and assist you in reducing any unnecessary charges or costs.

We wish to thank you for providing us with this opportunity to present to you today this training exercise.

If you would like to receive further training, please contact your responsible PERI / Sales Engineer. They will gladly assist you.

## INLAND

### Johannesburg Branch

Tel: 011 729 2300  
 Fax: 011 729 2560  
 Corner PERI Boulevard & Tlokwa str, Centurion, 0157  
 P O Box 3935, Midrand, 1685  
 General inquiries: midrand@peri.co.za

### Bloemfontein Branch

Tel: 051 433 3150  
 Fax: 051 433 2970  
 20 Lessing Ave, Estoire, Bloemfontein, 9301  
 P O Box 2951, Bloemfontein, 9300  
 General inquiries: bloemfontein@peri.co.za

### Mbombela Branch

Tel: 013 758 1521  
 Fax: 013 758 1149  
 11 Waterfall Ave, Riverside Park  
 Postnet Suite 175, Private Bag x11326, Mbombela, 1200  
 General inquiries: mbombela@peri.co.za

### Polokwane Branch

Tel: 013 752 3016  
 Fax: 015 298 8561  
 Corporate Park 1, Marmer Street, Magna, Polokwane, 0700  
 P O Box 457, Ladanna, Pietersburg, 0704  
 General inquiries: polokwane@peri.co.za

### Upington Branch

Tel: +27 54 334 0009  
 Fax: (021) 880 0948  
 African St, Olyvenhouts Drift Settlement, Upington  
 ,8801  
 General inquiries: rudi.vorster@peri.co.za

## COASTAL

### Cape Town Branch

Tel: 021 907 2100  
 Fax: 021 907 2270  
 15 Range Road, Blackheath, 7580  
 PO Box 2668, Bellville, 7535  
 General inquiries: capetown@peri.co.za

### Durban Branch

Tel: 032 533 9307  
 Fax: 032 533 9453  
 135 Old North Coast Rd, Glen Anil Durban North, 4051  
 P O Box 315, Mount Edgecombe, 4300  
 General inquiries: durban@peri.co.za

### East London Branch

Tel: 043 486 1191  
 Fax: 043 731 2805  
 Portion 9 of Farm 811, Thornvlei Road, Meisieshalt  
 P O Box 12747, Amalinda, East London, 5252  
 General inquiries: eastlondon@peri.co.za

### Port Elizabeth Branch

Tel: 041 463 1141  
 Fax: 041 463 1148  
 Gate 14, Old GM Complex, Cnr Kempston Road & Uitenhage  
 Road, Port Elizabeth, 6001  
 P O Box 3388, North End, 6056  
 General inquiries: portelizabeth@peri.co.za

### Group Services (Head Office)

Tel: +27 (0)21 880 7777  
 Fax: 021 907 2270  
 15 Range Road, Blackheath, Western Cape 7580  
 PO Box 2668, Bellville, 7535  
 General inquiries: info@peri.co.za

